

Overview of the migratory situation in the Eastern Mediterranean / Western Balkans area 2019-May 2020

Carsten Simon
Head of Risk Analysis
Warsaw 24 June 2020

Overview of 2019

- Eastern Mediterranean Route:
 - 75 000 migrant arrivals, especially by sea;
 - Turkey also prevented some 130 000 departures;
 - overcrowded reception centres & mainland transfers;
- Western Balkans Route:
 - 79 000 IBCs by non-regional migrants
 - some 3 300 linked to visa-free nationals in WB;
 - 4 000 IBCs by regional migrants;
- Eastern Med. and Western Balkans Routes are interconnected

FRONTEX
Western Balkans Risk Analysis Network (WB-RAN)
Monthly information exchange template

GENERAL INFORMATION ABOUT DATA SOURCE AND REFERENCE PERIOD

Type of report: WB-RAN monthly statistics on illegal migration indicators
Template version: Version 5.0 of 14 March 2017, created by Frontex, RAU S3

Country: Serbia
Organisation: PSZ
Contact person: [Redacted]
Email of contact: [Redacted]
Telephone number: [Redacted]
Reference year: 2017
Reference month: January

* This designation is without prejudice to positions on status, and is in line with UNSCR 1244 and the ICJ Opinion on the Kosovo* declaration of independence.

INSTRUCTIONS
Please see the document: Guidelines for filling-in the WB-RAN statistical template - starting with data for March 2017.docx (uploaded as CIRABC)

COMMENTS ON TECHNICAL OR DATA COLLECTION ISSUES

You can insert here any comment you might have on the Excel template or on any issue you encountered while collecting data within your country.

REFERENCES

Source: Frontex

Overview of Q1 2020

- Eastern Mediterranean:
 - 9 300 migrant arrivals, especially by sea;
 - enhanced response in Greece;
 - concerns of possible escalations;
- Western Balkans:
 - 29 000 IBCs by non-regional migrants
 - Serbia-centred route remained attractive;
 - re-routing via Albania-Kosovo*
 - COVID-19 reduce mobility in mid-March;
- Migrants already on-route influence pressure.

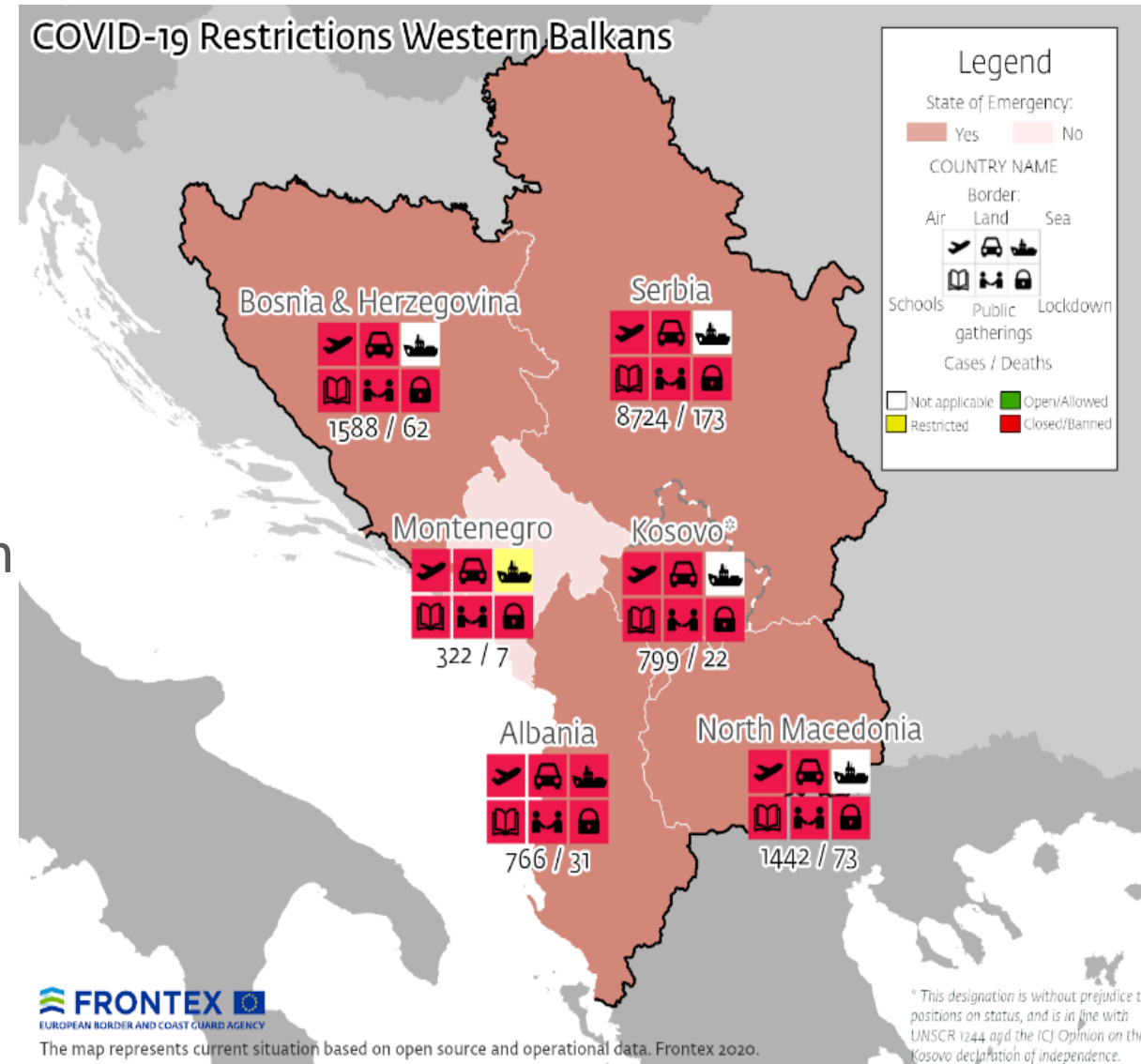


COVID-19 Restrictions

Measures in response to the pandemic:

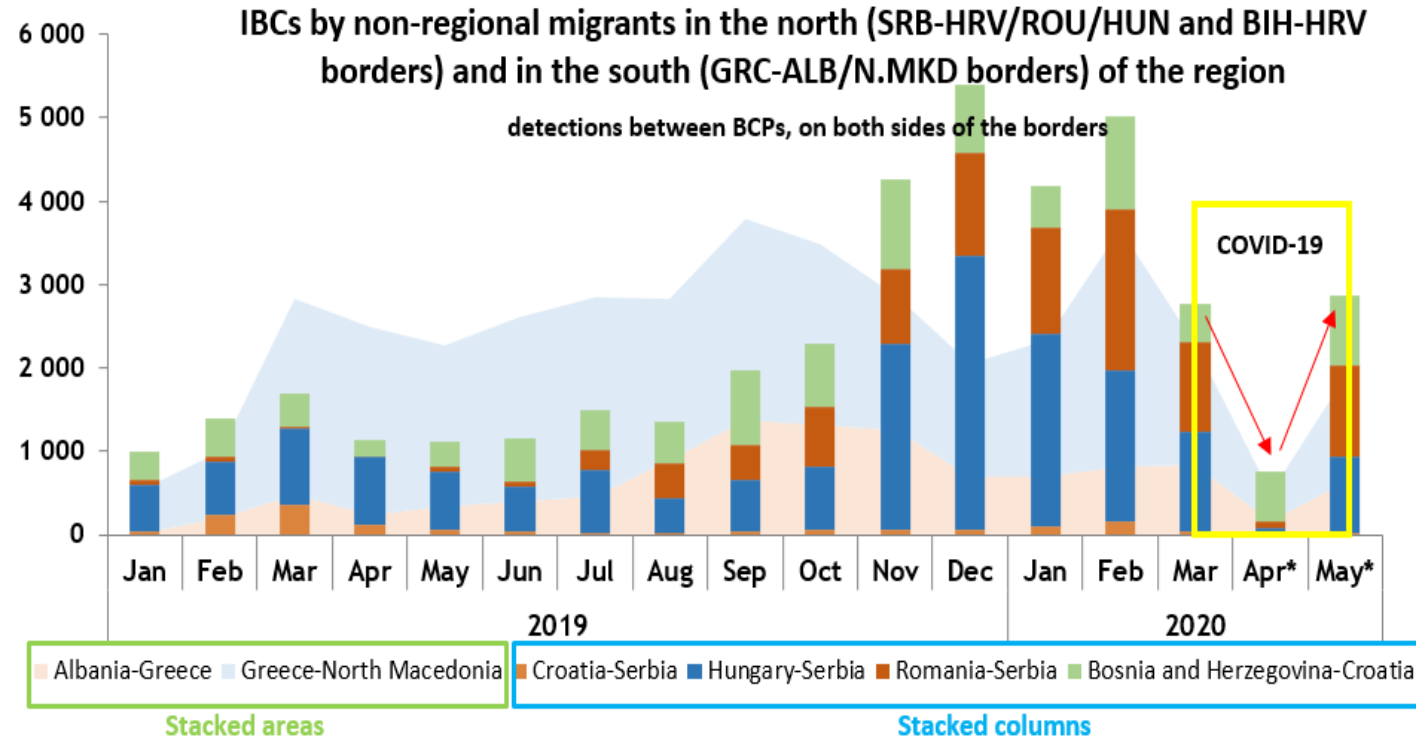
- states of emergency;
- border closures/ restrictions;
- curfews;
- regional public transport restrictions;
- quarantine measures;
- precautionary measures including in reception facilities;
- restricted gatherings;
- etc.

Consequence: reduced regional mobility



Reduced migratory pressure under COVID-19 restrictions

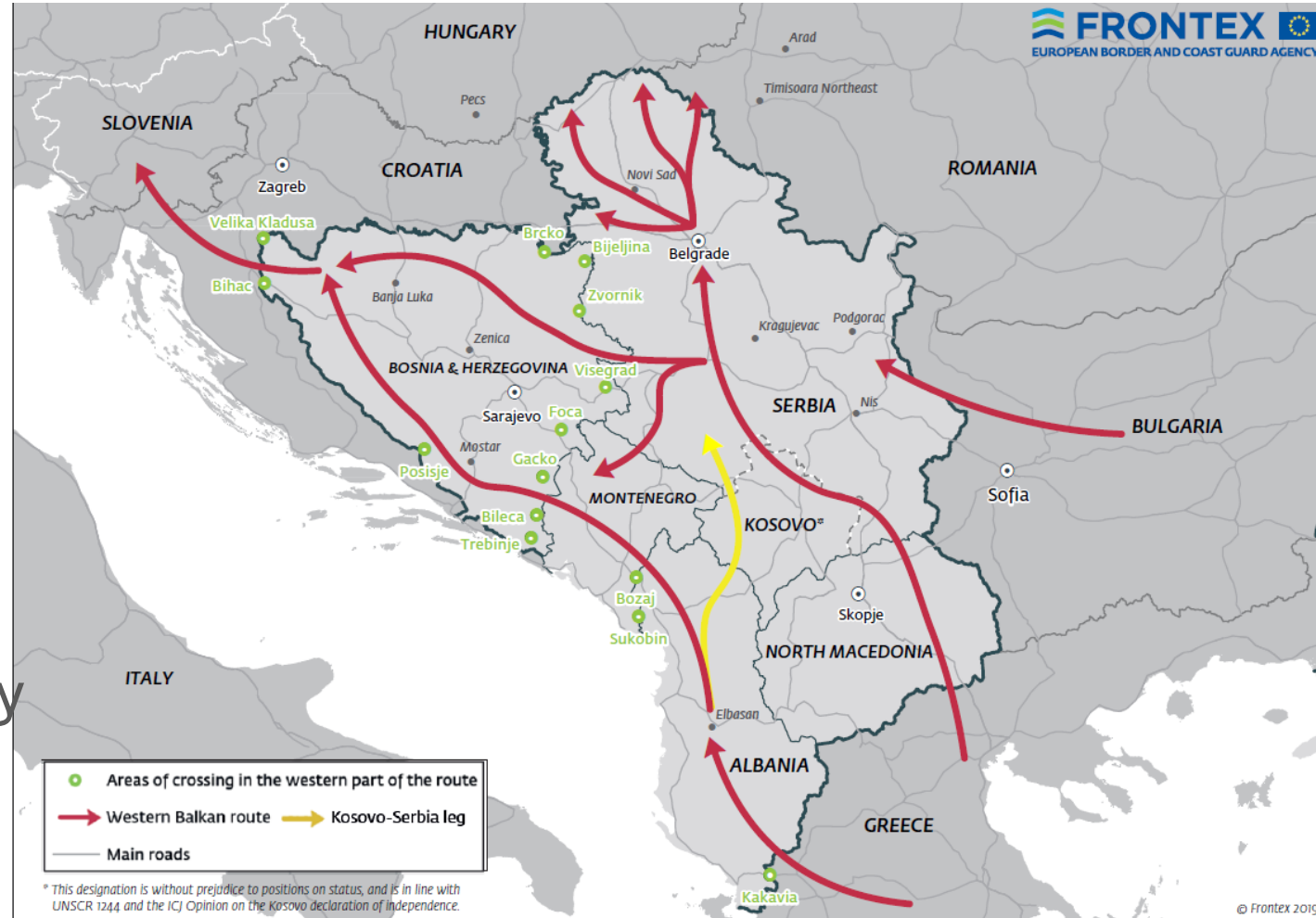
- Sharp decrease mid-March to mid-May:
 - Eastern Mediterranean;
 - Western Balkans (main entry points & main WB exit points)
- Large numbers of migrants are still en-route:
 - in Greece / Turkey
 - in the Western Balkans



Source: Frontex data

Rising pressure as COVID restrictions begin being eased-off mid-May

- Easing of COVID-19 restrictions
 - lifting of emergency in Serbia;
 - easing restrictions in centres;
 - eased transport restrictions
- Increased pressure starting mid-May
 - south and north of the WB
- Outlook:
 - migrants already en-route likely first to move;
 - additional arrivals to be expected;
 - enhanced cooperation remains necessary to prevent escalations.



Thank you!

Carsten Simon
Head of Risk Analysis
Warsaw 24 June 2020